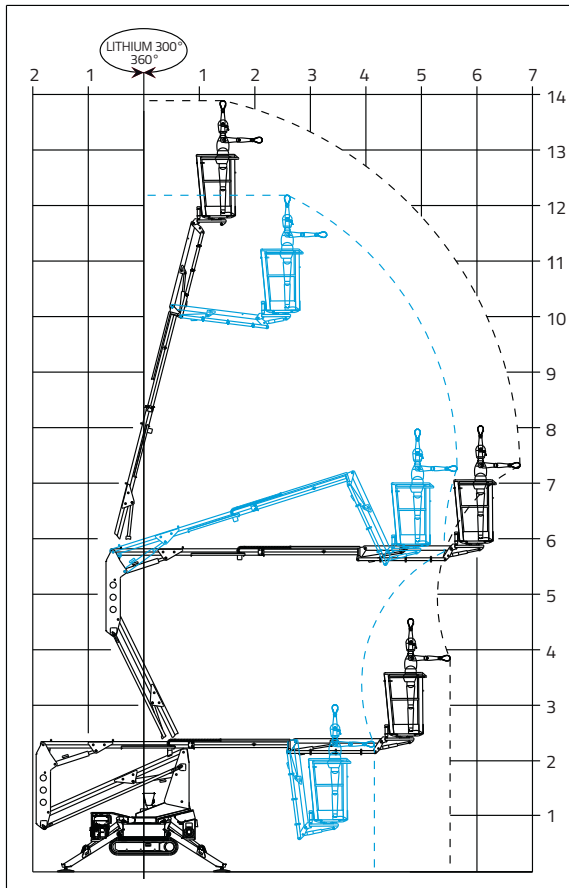


LL14.72


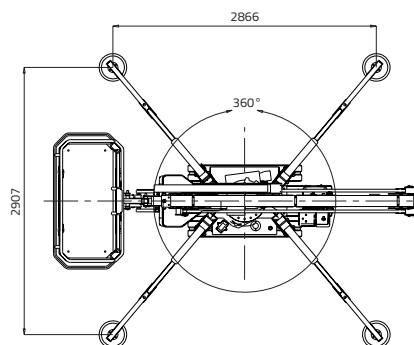
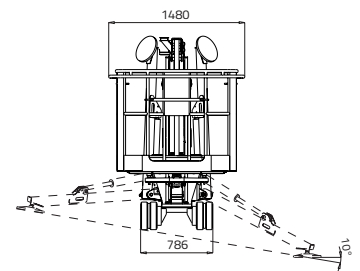
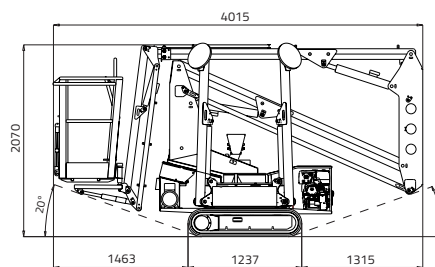


CAPACITY 120 KG

(1 person 80 kg + toolbox 40 kg)

CAPACITY 200 KG

(2 persons 80x2=160 kg + toolbox 40 kg)



12,25 m 13,90 m



5,92 m 6,76 m



4,01 m



3,79 m



2,07 m



1.335 x 690 x h 1.100 mm



16° / 28,7%



786 mm



1200 daN - 1,7 daN/cm²



2907 x 2866 mm



Automatic set up system IIS std.



Remote control



GPRS-GPS



R.A.H.M.



Lithium-ion battery pack
4,8 kWh
Optional



PETROL ENGINE

Brand.....HONDA
 Type GX270 / GX390
 Pistons no. and displacement.....
single-cylinder 270 cm³ / 389 cm³
 Max gross power
 8,4 HP - 6,3 kW @ 3600 rpm (GX270)
 11,7HP - 8,7 kW @ 3600 rpm (GX390)
 Electrical start 12 volt

DIESEL ENGINE

Brand..... HATZ
 Type 1B30 - HD Autorev
 Pistons no. and displacement.....
 single-cylinder 347 cm³
 Max gross power
 7,3 HP - 5,4 kW @ 3600 rpm
 Electrical start 12 volt

LITHIUM-ION SYSTEM

Lithium-ion powered 4,8 kWh
 Onboard battery charger.....
220V 50Hz or 110V 50Hz
 Autonomy..... 4-5 h
 Recharge time on flat batteries
4 h (indicative)
 Recharge time to 80% on flat batteries.
 2 h (indicative)

ELECTRIC MOTOR

Standard 230V / 50 Hz - 2,2 kW
 Optional 110V / 50 Hz - 2,2 kW

TRACKED UNDERCARRIAGE

Track tensioner grease-filled
 Rollers no. per side 3 + slide

Translation speed:

- petrol engine 1,3 - 2,6 km/h
 - diesel engine 1,5 - 3 km/h
 - lithium system..... 1,1 - 2,1 km/h

WEIGHT MACHINE petrol / diesel engine 1398 kg
 WEIGHT MACHINE lithium system 1490 kg

MAX WIND SPEED 12,5 m/s